



Make A Card



1. Fold the card in half.



2. Put glue on the back.



3. Cut along the dashed line.



Make A Card



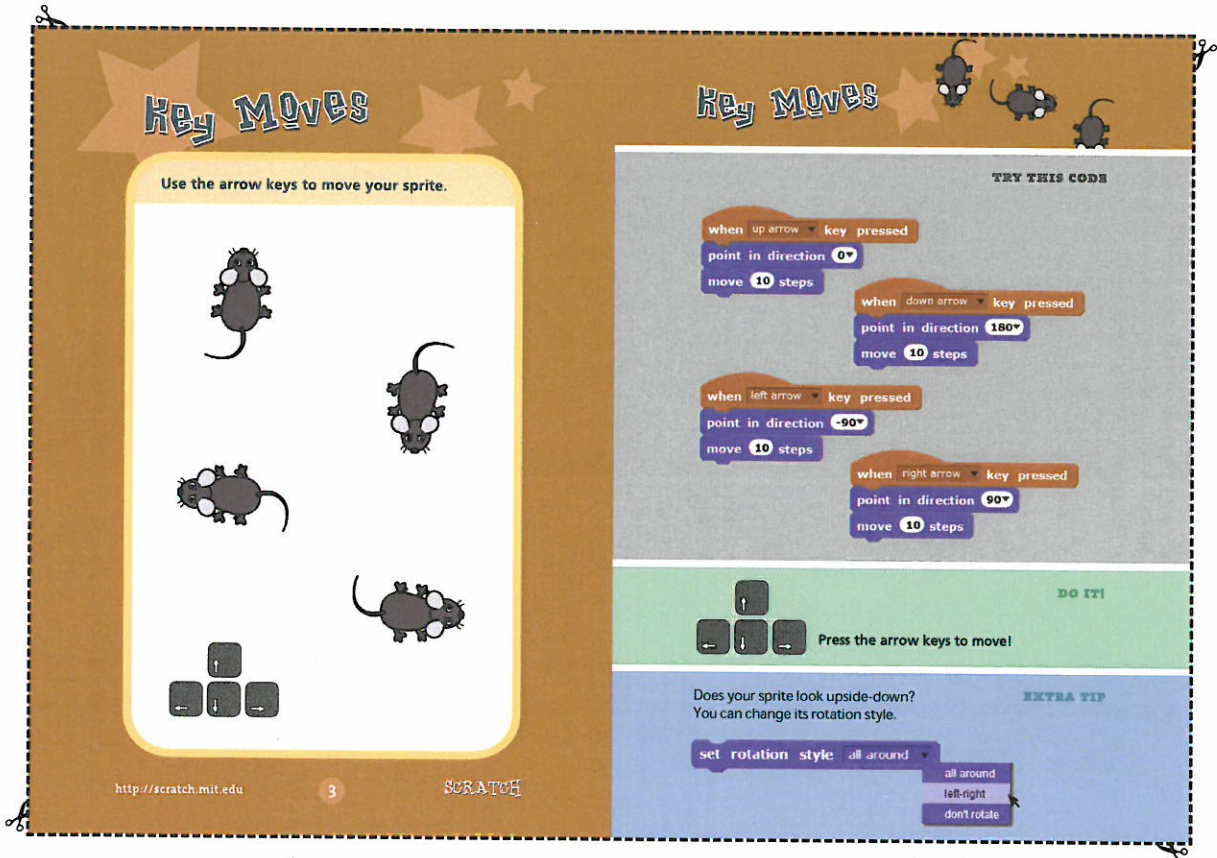
1. Fold the card in half.



2. Put glue on the back.



3. Cut along the dashed line.



Make A Card



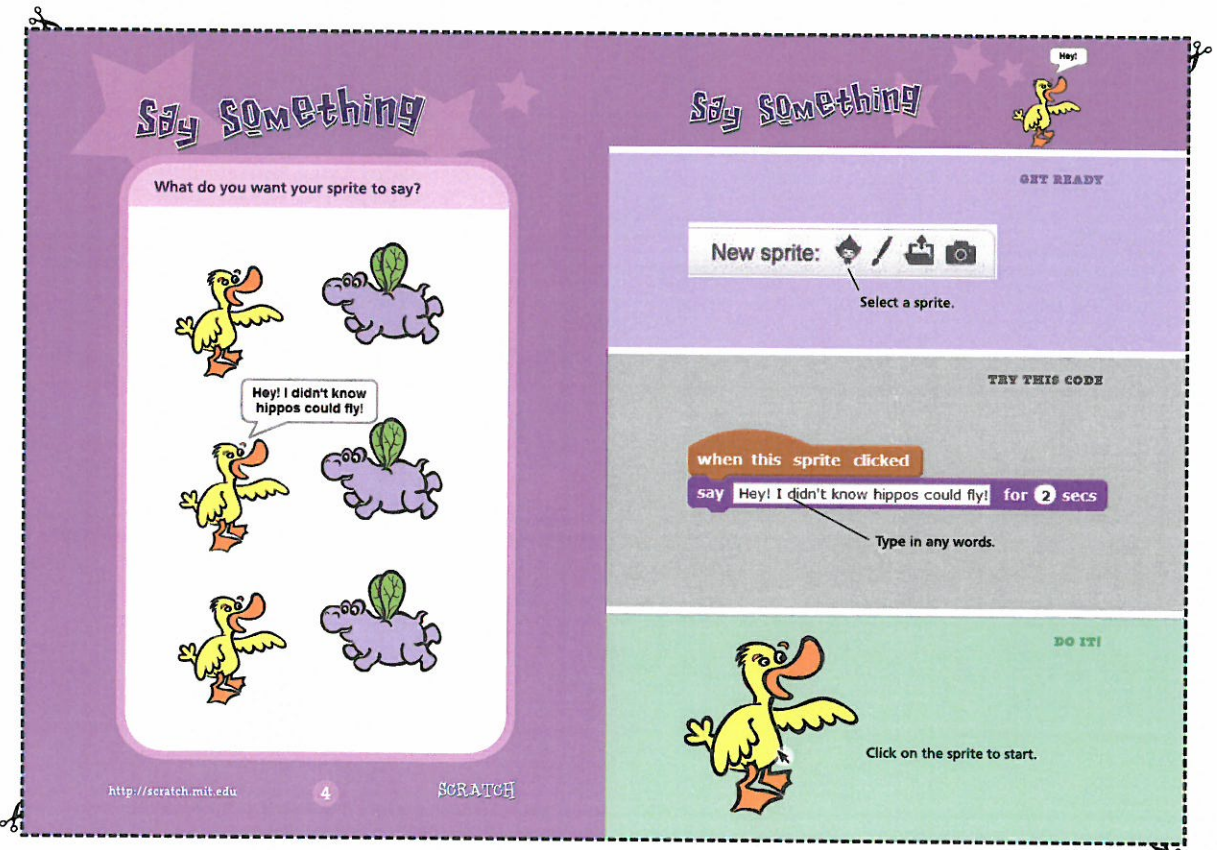
1. Fold the card in half.



2. Put glue on the back.



3. Cut along the dashed line.



Make A Card



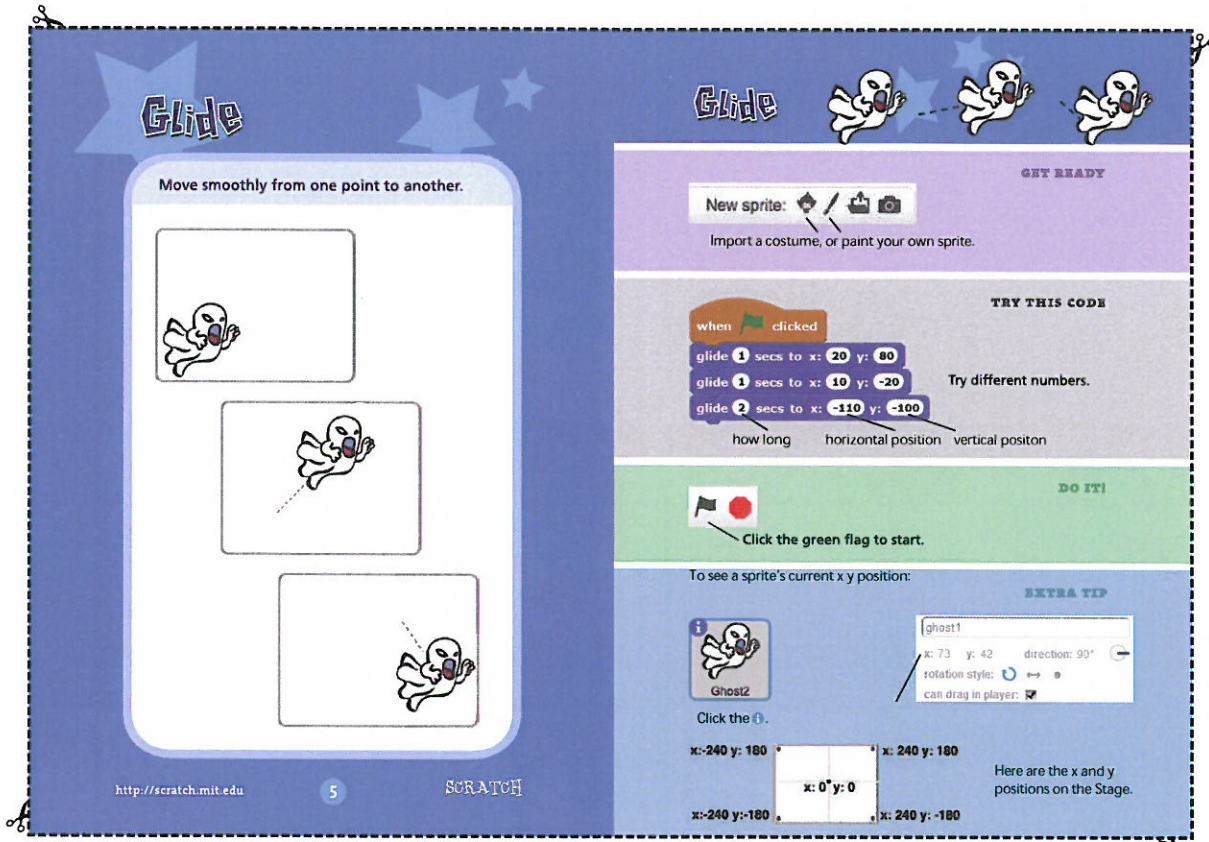
1. Fold the card in half.



2. Put glue on the back.



3. Cut along the dashed line.



Make A Card



1. Fold the card in half.



2. Put glue on the back.



3. Cut along the dashed line.

The x y position is shown here.



Make A Card



1. Fold the card in half.



2. Put glue on the back.



3. Cut along the dashed line.



Make A Card



1. Fold the card in half.



2. Put glue on the back.



3. Cut along the dashed line.



Make A Card



1. Fold the card in half.




2. Put glue on the back.



3. Cut along the dashed line.


Animate It

Make a simple animation.

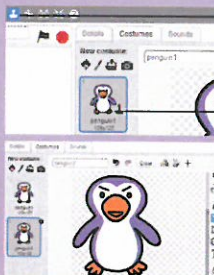


<http://scratch.mit.edu> 9 SCRATCH

Animate It



GET READY



Click for duplicate (copy/paste) the costume.

Click the sprite to


Use the paint tools to look at the new costume

TRY THIS CODE

```

when clicked
  forever
    switch costume to penguin1
    wait 0.5 secs
    switch costume to penguin2
    wait 0.5 secs
          
```

DO IT!



Click the green flag to start.

Make A Card



1. Fold the card in half.



2. Put glue on the back.



3. Cut along the dashed line.

Moving Animation

Animate a character as it moves.



<http://scratch.mit.edu> 10 SCRATCH

Moving Animation



GET READY

New sprite: 

Click to open the sprite library.



Choose a sprite that has 2 or more costumes.

TRY THIS CODE

```

when clicked
  forever
    next costume
    wait 0.5 secs
    move 5 steps
    if on edge, bounce
          
```

EXTRA TIP

Does your sprite look upside-down?
You can change its rotation style.



Click the .

all around left-right don't rotate

Make A Card



1. Fold the card in half.



2. Put glue on the back.



3. Cut along the dashed line.



Make A Card



1. Fold the card in half.



2. Put glue on the back.



3. Cut along the dashed line.



Make A Card



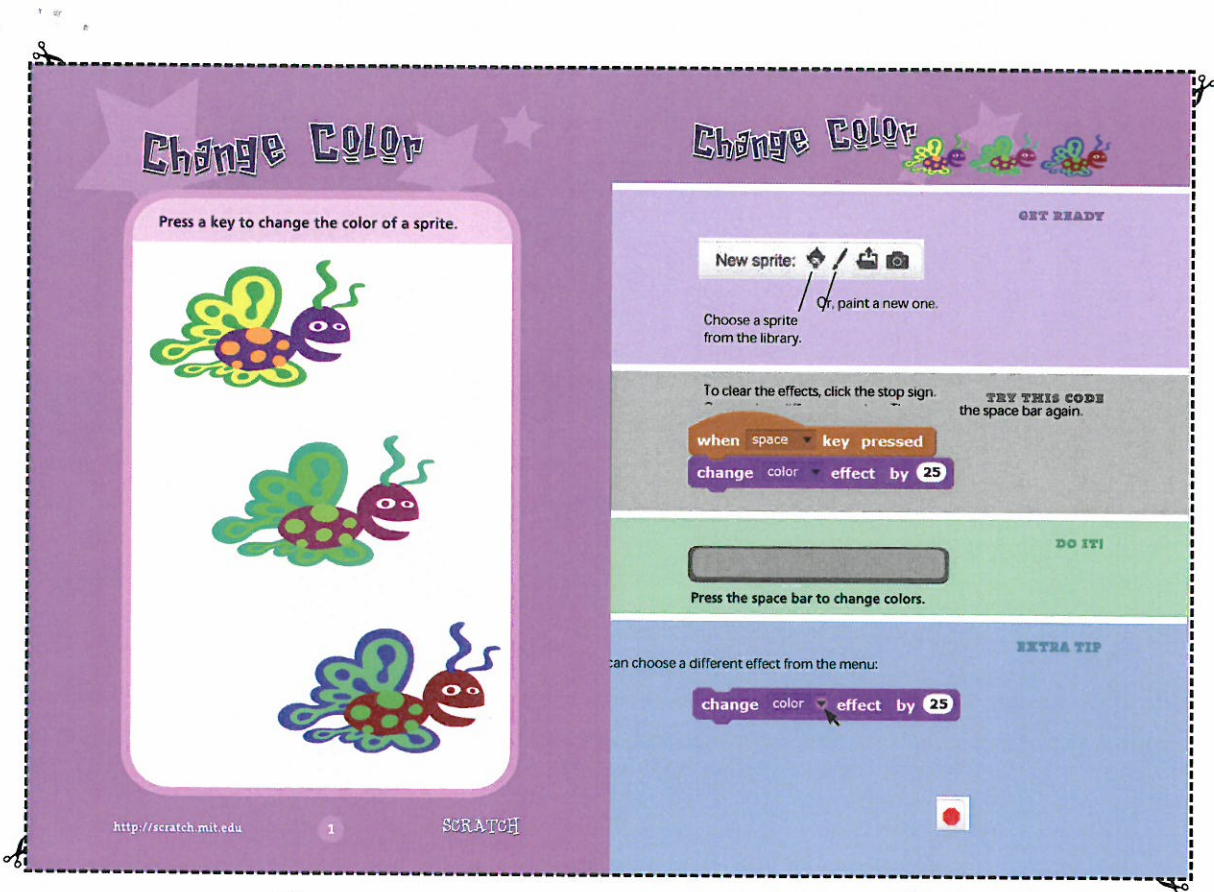
1. Fold the card in half.



2. Put glue on the back.



3. Cut along the dashed line.



Make A Card



1. Fold the card in half.



2. Put glue on the back.



3. Cut along the dashed line.



Make A Card



1. Fold the card in half.



2. Put glue on the back.



3. Cut along the dashed line.